




## TERRAIN LOADERS

- ✓ **HOPPT®** Terrain Loaders are designed for quick and easy transportation of materials and equipment for **high productivity**. Its strong and robust design coupled with an anti-tipping mechanism, enable it to handle loads up to 345kg with ease.

Powered by : **HONDA**   
**ENGINES**

The **HOPPT® HTL350** Terrain Loaders' Design has many features that benefit the operators.

- ✓ **Robust design** of the skip and discharge system for better balance
- ✓ **Capacity of 345kg - Larger Weight Capacity than others** in the market
- ✓ **Perfectly-balanced** operating gear and quick releasing handle, making loading and unloading at full load smoother with ease
- ✓ **Works well with other equipment** such as mini-excavators and cement mixers allowing low direct discharge
- ✓ A **motorised 4-wheel** loader drive that **can go anywhere** a tracked machine can
- ✓ **Interchanging** between the bucket and flat tray is **fast and easy**
- ✓ **Transmission gear box from TECUMSEH, USA** 
- ✓ Able to **climb slope** up to an angle of **30°**
- ✓ Easy and fast for **high productivity**



MODEL	HTL350
MACHINE DIMENSION - L x W x H (mm)	1,792 x 724 x 967
OPERATING WEIGHT - (kg)	162
MAXIMUM SPEED - (km/h)	5.8
BUCKET CAPACITY - (litre)	137
BUCKET CAPACITY - (kg)	345
ENGINE	HONDA® GXV160 @ 3.2kW (4.3hp) 4-Stroke Petrol




## FEATURING HIGH-QUALITY COMPONENTS & FEATURES



Comprehensive Control Panel with Easy-to-Read Instructions



✓ Handle with Clutch-Control within Reach for Fast and Easy Manoeuvring

✓ Good Quality Throttle-Lever from Magura  , Germany.   
Made in USA. 



Site Operator Using the HTL350 for Fast and Easy Transportation of Gravel



- ✓ **Easy-Change** to Flat Tray (Included) with Two Levers in **Less than ONE Minute**
- ✓ Used for Fast Transportation of Sand, Cement Bags, Equipment and etcetera